


Round 1 : Queensland Raceway : April 5 & 6

SUPERSPORT
Practice

 Date: 05/04/14
 Event: P03
 Weather: Fine & sunny - 25.7C
 Track: Dry - Temp: 32.2C

 Started at: 09:30:06
 Laps: 25 Min
 Starters: 18
 Printed at: 9:58


PROVISIONAL CLASSIFICATION

Pos	No	Gr	Name	Machine	Fastest Lap	On Lap	Behind Prev	Behind Leader
1	17		Sam LAMBERT (NT) / Sam Lambert Racing / Gold Coast Triumph / Bolt Action	Triumph 675 R	1:12.763	12 of 16		
2	1	A	Daniel FALZON (SA) / YRD / Yamaha	Yamaha YZF-R6	1:13.090	13 of 17	.327	.327
3	50	A	Callum SPRIGGS (QLD) / Hydro Construction / Allsite Concrete Cutting / XXX Rated Susp.	Yamaha YZF-R6	1:13.713	13 of 17	.623	.950
4	41	A	Aiden WAGNER (QLD) / Wagner Soil Testing / YRD / XXX Rated Suspension	Yamaha YZF-R6	1:13.892	18 of 18	.179	1.129
5	82	A	Chris QUINN (NSW) / Coopers Pale Ale / Yamaha / Holmes Extractive Resources	Yamaha YZF-R6	1:14.270	14 of 15	.378	1.507
6	68	A	Mitch LEVY (NSW) / Velyn Graham M-cycles	Yamaha YZF-R6	1:16.219	16 of 19	1.949	3.456
7	67	C/D	Brenton HYDE (NSW) / Coopers Pale Ale / Yamaha	Yamaha YZF-R6	1:16.444	14 of 15	.225	3.681
8	66	D	Harrison COX (QLD)	Yamaha YZF-R6	1:17.150	10 of 15	.706	4.387
9	58	B	Anthony QUINN (NSW) / Coopers Pale Ale / Yamaha / Holmes Extractive Resources	Yamaha YZF-R6	1:17.444	10 of 10	.294	4.681
10	27	D	Craig BENTLEY (QLD)	Yamaha YZF-R6	1:18.621	4 of 12	1.177	5.858
11	30	D	Kane BURNS (NSW)	Suzuki GSX-R	1:19.340	7 of 14	.719	6.577
12	4	D	Joshua LEONARD (QLD) / Ascot Demolition / BBA Marine / Clarke Signs	Yamaha YZF-R6	1:19.537	8 of 12	.197	6.774
13	46	C	Steven RELPH (QLD) / A1 Race Paints / Race Art	Yamaha YZF-R6	1:19.572	12 of 13	.035	6.809
14	60	D	James GREENSILL (QLD) / Team Moto / Greensill Motorsport	Kawaskai ZX6R	1:20.492	8 of 8	.920	7.729
15	5	C	Callum ALDERSON (VIC) / Signpro / NZI Helmets / Cassons / Dainese / Moto V8 Big Knobs	Yamaha YZF-R6	1:22.231	16 of 16	1.739	9.468
16	74	C	Cam RUSSELL (VIC)	Yamaha YZF-R6	1:22.548	12 of 14	.317	9.785
17	29		Cameron WEBSTER (QLD)	Honda CBR RR	1:23.575	6 of 8	1.027	10.812
18	98	C	Aaron LINHAM (WA)	Suzuki GSX-R	1:23.911	9 of 13	.336	11.148

Current best lap for SS class - 1:11.340 by Jamie STAUFFER (NSW) on a Yamaha YZF-R6 set on 30/05/09

Chief Time Keeper - Scott Laing

Clerk of Course - Tom Williams


 Computime Race Timing Systems Pty Ltd © 1996
 Licensed to Computime Race Timing Systems
www.computime.com.au
COMPUTIME RACE TIMING SYSTEMS PTY LTD
 9 Timber Lane, Glen Waverley, Vic 3150. Ph : 0418 17 13 17
 E-mail : scott@computime.com.au




Round 1 : Queensland Raceway : April 5 & 6



SUPERSPORT

Practice

Date: 05/04/14
 Event: P03
 Weather: Fine & sunny - 25.7C
 Track: Dry - Temp: 32.2C

Started at: 09:30:06
 Laps: 25 Min
 Starters: 18
 Printed at: 9:58

PROVISIONAL SPLIT TIMES

Lap	Split 1	Split 2	Split 3	Split 4	Lap Time	Lap	Split 1	Split 2	Split 3	Split 4	Lap Time
1 Daniel FALZON (SA) (2nd)						6	28.248	37.276	19.587		1:25.111
1	37.112	37.135	18.125		1:32.372	7	28.706	36.837	19.241		1:24.784
2	26.351	34.185	18.273		1:18.809	8	28.049	36.388	1:29.325		2:33.762
3	25.416	33.935	17.112		1:16.463	9	40.653	36.786	19.212		1:36.651
4	24.917	33.057	17.005		1:14.979	10	28.405	36.993	19.257		1:24.655
5	24.787	32.696	16.939		1:14.422	11	27.829	41.472	19.901		1:29.202
6	24.706	32.306	16.890		1:13.902	12	28.148	36.996	19.220		1:24.364
7	24.538	31.967	16.911		1:13.416	13	27.763	36.331	19.171		1:23.265
8	25.071	34.014	1:40.999		2:40.084	14	27.754	36.002	19.193		1:22.949
9	36.158	33.690	17.129		1:26.977	15	27.856	36.904	19.119		1:23.879
10	25.080	32.542	16.784		1:14.406	16	<u>27.740</u>	<u>35.707</u>	<u>18.784</u>		<u>1:22.231</u>
11	24.708	32.197	16.806		1:13.711	17 Sam LAMBERT (NT) (1st)					
12	24.920	32.101	16.684		1:13.705	1	37.287	34.762	17.619		1:29.668
13	24.593	<u>31.850</u>	16.647		<u>1:13.090</u>	2	24.850	35.200	17.107		1:17.157
14	26.418	33.083	17.298		1:16.799	3	24.513	32.917	16.953		1:14.383
15	24.787	31.987	16.663		1:13.437	4	24.528	32.333	17.328		1:14.189
16	<u>24.524</u>	32.072	<u>16.632</u>		1:13.228	5	24.449	32.725	16.811		1:13.985
17	24.571	35.809	18.059		1:18.439	6	24.605	32.280	16.905		1:13.790
4 Joshua LEONARD (QLD) (12th)						7	24.504	32.446	2:02.077		2:59.027
1	35.889	38.909	18.711		1:33.509	8	40.727	32.779	16.805		1:30.311
2	27.918	37.242	18.447		1:23.607	9	24.594	32.200	16.819		1:13.613
3	26.938	36.280	18.138		1:21.356	10	24.453	31.934	16.768		1:13.155
4	26.429	37.461	2:05.515		3:09.405	11	24.643	31.965	16.808		1:13.416
5	38.052	36.143	18.135		1:32.330	12	<u>24.243</u>	31.760	<u>16.760</u>		<u>1:12.763</u>
6	<u>26.167</u>	37.915	1:29.885		2:33.967	13	24.607	32.972	1:39.124		2:36.703
7	38.629	35.924	18.420		1:32.973	14	35.115	31.946	17.262		1:24.323
8	26.365	35.221	<u>17.951</u>		<u>1:19.537</u>	15	24.425	32.610	17.199		1:14.234
9	26.492	<u>34.926</u>	18.294		1:19.712	16	24.366	<u>31.607</u>	16.834		1:12.807
10	29.177	38.599	3:55.181		5:02.957	27 Craig BENTLEY (QLD) (10th)					
11	38.930	36.479	18.233		1:33.642	1	39.451	37.166	18.488		1:35.105
12	26.385	35.567	18.011		1:19.963	2	26.906	35.343	18.250		1:20.499
5 Callum ALDERSON (VIC) (15th)						3	26.983	35.294	18.295		1:20.572
1	46.523	44.156	22.092		1:52.771	4	<u>26.119</u>	34.451	18.051		<u>1:18.621</u>
2	31.963	40.588	20.301		1:32.852	5	26.426	35.037	18.102		1:19.565
3	30.418	39.125	20.314		1:29.857	6	26.630	34.824	18.120		1:19.574
4	29.358	37.671	19.609		1:26.638	7	26.870	35.023	18.122		1:20.015
5	28.728	37.296	19.515		1:25.539	8	26.940	35.340	18.466		1:20.746

Chief Time Keeper - Scott Laing

Clerk of Course - Tom Williams



Computime Race Timing Systems Pty Ltd © 1996


Licensed to Computime Race Timing Systems

www.computime.com.au

COMPUTIME RACE TIMING SYSTEMS PTY LTD

9 Timber Lane, Glen Waverley, Vic 3150. Ph : 0418 17 13 17

E-mail : scott@computime.com.au



2014

AirRoad®

ASBK
SUPERBIKE CHAMPIONSHIPSieq
EVENTSMOTORCYCLING
AUSTRALIA
www.ma.org.au

PIRELLI

Round 1 : Queensland Raceway : April 5 & 6

MOTUL

SUPERSPORT

Practice

Started at: 09:30:06

Laps: 25 Min

Starters: 18

Printed at: 9:58


Date: 05/04/14
Event: P03
Weather: Fine & sunny - 25.7C
Track: Dry - Temp: 32.2C

PROVISIONAL SPLIT TIMES

Lap	Split 1	Split 2	Split 3	Split 4	Lap Time	Lap	Split 1	Split 2	Split 3	Split 4	Lap Time
9	26.792	34.429	18.104		1:19.325	8	24.842	32.201	16.902		1:13.945
10	26.725	34.481	17.898		1:19.104	9	24.743	33.778	17.095		1:15.616
11	26.576	34.392	18.272		1:19.240	10	24.797	32.377	17.319		1:14.493
12	35.259	38.455	18.345		1:32.059	11	25.028	32.146	16.883		1:14.057
						12	24.726	36.014	17.595		1:18.335
						13	24.836	32.596	16.928		1:14.360
						14	25.658	32.422	16.896		1:14.976
						15	24.843	35.797	1:39.019		2:39.659
						16	35.272	32.413	17.065		1:24.750
						17	25.038	32.068	16.787		1:13.893
						18	24.830	32.118	16.944		1:13.892
29 Cameron WEBSTER (QLD) (17th)											
1					1:26.899						
2					1:25.572						
3					1:24.983						
4					1:25.044						
5					1:24.938						
6					1:23.575						
7					1:26.934						
8					1:23.689						
30 Kane BURNS (NSW) (11th)											
1	45.117	38.661	19.210		1:42.988						
2	28.157	36.140	18.071		1:22.368						
3	27.189	35.035	18.104		1:20.328						
4	27.034	37.077	1:28.530		2:32.641						
5	39.434	35.526	17.828		1:32.788						
6	26.612	34.936	17.903		1:19.451						
7	26.445	34.857	18.038		1:19.340						
8	26.690	35.061	18.178		1:19.929						
9	26.868	35.443	18.427		1:20.738						
10	26.871	35.008	18.111		1:19.990						
11	27.213	34.891	18.412		1:20.516						
12	29.721	35.711	18.016		1:23.448						
13	27.553	39.841	2:13.100		3:20.494						
14	41.603	35.952	18.145		1:35.700						
41 Aiden WAGNER (QLD) (4th)											
1	36.398	35.700	18.233		1:30.331						
2	25.428	33.898	17.353		1:16.679						
3	25.170	33.644	17.221		1:16.035						
4	24.974	32.908	17.007		1:14.889						
5	24.821	32.401	16.964		1:14.186						
6	24.845	32.291	16.822		1:13.958						
7	25.027	32.127	17.143		1:14.297						
46 Steven RELPH (QLD) (13th)											
1	44.582	37.297	19.545		1:41.424						
2	27.323	36.633	18.762		1:22.718						
3	27.289	35.800	18.404		1:21.493						
4	26.762	35.100	17.902		1:19.764						
5	26.676	35.557	18.248		1:20.481						
6	26.583	35.735	18.504		1:20.822						
7	26.432	38.049	1:06.317		2:10.798						
8	38.263	36.041	18.650		1:32.954						
9	26.663	35.173	18.047		1:19.883						
10	27.674	36.479	18.529		1:22.682						
11	26.974	35.330	18.102		1:20.406						
12	26.217	35.185	18.170		1:19.572						
13	26.385	35.233	18.167		1:19.785						
50 Callum SPRIGGS (QLD) (3rd)											
1	40.165	35.915	17.886		1:33.966						
2	25.467	33.758	17.311		1:16.536						
3	25.201	33.677	17.018		1:15.896						
4	24.974	32.789	16.875		1:14.638						
5	24.874	32.365	16.863		1:14.102						
6	24.773	32.627	16.898		1:14.298						
7	24.858	32.579	17.147		1:14.584						
8	24.902	32.353	16.798		1:14.053						
9	25.622	34.617	1:42.652		2:42.891						
10	40.910	35.684	17.705		1:34.299						
11	25.225	33.976	17.171		1:16.372						



Chief Time Keeper - Scott Laing



Clerk of Course - Tom Williams



Computime Race Timing Systems Pty Ltd © 1996


Licensed to Computime Race Timing Systems

www.computime.com.au

COMPUTIME RACE TIMING SYSTEMS PTY LTD

9 Timber Lane, Glen Waverley, Vic 3150. Ph : 0418 17 13 17

E-mail : scott@computime.com.au



2014



Round 1 : Queensland Raceway : April 5 & 6



SUPERSPORT

Practice

Date: 05/04/14
 Event: P03
 Weather: Fine & sunny - 25.7C
 Track: Dry - Temp: 32.2C

Started at: 09:30:06
 Laps: 25 Min
 Starters: 18
 Printed at: 9:58

PROVISIONAL SPLIT TIMES

Lap	Split 1	Split 2	Split 3	Split 4	Lap Time	Lap	Split 1	Split 2	Split 3	Split 4	Lap Time
12	24.720	33.574	16.814		1:15.108	10	25.972	33.507	17.671		1:17.150
13	24.844	32.149	16.720		1:13.713	11	26.014	34.549	17.622		1:18.185
14	24.771	32.786	16.679		1:14.236	12	26.358	33.508	17.764		1:17.630
15	27.517	36.330	1:11.869		2:15.716	13	26.158	33.375	17.724		1:17.257
16	38.230	35.766	17.200		1:31.196	14	27.604	35.197	18.313		1:21.114
17	24.888	32.885	16.800		1:14.573	15	26.108	33.817	18.145		1:18.070

58 Anthony QUINN (NSW) (9th)

1	43.309	40.278	19.171		1:42.758
2	27.385	35.487	18.321		1:21.193
3	26.628	34.024	17.444		1:18.096
4	26.223	33.917	17.563		1:17.703
5	26.703	42.179	2:04.524		3:13.406
6	46.287	36.335	17.999		1:40.621
7	26.397	34.427	17.846		1:18.670
8	26.020	34.001	17.500		1:17.521
9	26.062	34.493	17.694		1:18.249
10	25.870	34.134	17.440		1:17.444

67 Brenton HYDE (NSW) (7th)

1	39.266	37.804	18.817		1:35.887
2	26.887	35.744	18.376		1:21.007
3	27.415	34.677	18.045		1:20.137
4	26.427	34.093	17.710		1:18.230
5	26.189	34.471	1:18.495		2:19.155
6	40.854	35.797	17.678		1:34.329
7	26.042	33.900	17.539		1:17.481
8	25.999	33.401	17.332		1:16.732
9	25.851	33.478	17.362		1:16.691
10	25.814	33.232	1:46.016		2:45.062
11	43.462	37.782	17.758		1:39.002
12	26.300	34.237	17.385		1:17.922
13	25.926	33.375	17.231		1:16.532
14	25.883	33.239	17.322		1:16.444
15	25.680	33.103	42.214		1:40.997

60 James GREENSILL (QLD) (14th)

1	41.629	39.057	19.638		1:40.324
2	27.237	36.722	18.651		1:22.610
3	28.052	36.831	18.330		1:23.213
4	26.234	36.224	19.129		1:21.587
5	27.172	35.620	18.350		1:21.142
6	26.426	37.059	18.142		1:21.627
7	26.700	35.691	18.388		1:20.779
8	26.512	35.458	18.522		1:20.492

68 Mitch LEVY (NSW) (6th)

1	45.747	38.732	19.302		1:43.781
2	27.902	35.655	18.453		1:22.010
3	27.110	35.260	18.210		1:20.580
4	25.882	34.310	17.679		1:17.871
5	25.970	34.409	17.663		1:18.042
6	25.680	34.432	17.557		1:17.669
7	25.657	33.638	17.629		1:16.924
8	25.655	33.644	17.431		1:16.730
9	26.145	33.807	17.320		1:17.272
10	25.964	33.738	17.565		1:17.267
11	25.504	33.325	17.436		1:16.265
12	25.348	34.397	18.105		1:17.850
13	25.391	34.204	17.685		1:17.280
14	25.661	33.363	17.328		1:16.352

66 Harrison COX (QLD) (8th)


1	44.796	38.617	18.871		1:42.284
2	27.549	37.053	18.286		1:22.888
3	26.643	34.676	18.034		1:19.353
4	26.403	34.888	17.787		1:19.078
5	26.329	34.182	17.945		1:18.456
6	26.160	34.119	17.838		1:18.117
7	26.191	33.980	3:25.509		4:25.680
8	43.782	34.747	17.950		1:36.479
9	26.921	34.241	17.818		1:18.980

Scott Laing
 Chief Time Keeper - Scott Laing

Tom Williams
 Clerk of Course - Tom Williams



Computime Race Timing Systems Pty Ltd © 1996
 Licensed to Computime Race Timing Systems
www.computime.com.au
COMPUTIME RACE TIMING SYSTEMS PTY LTD
 9 Timber Lane, Glen Waverley, Vic 3150. Ph : 0418 17 13 17
 E-mail : scott@computime.com.au



2014






Round 1 : Queensland Raceway : April 5 & 6

SUPERSPORT
Practice

Date: 05/04/14
 Event: P03
 Weather: Fine & sunny - 25.7C
 Track: Dry - Temp: 32.2C


Started at: 09:30:06
 Laps: 25 Min
 Starters: 18
 Printed at: 9:58

PROVISIONAL SPLIT TIMES

Lap	Split 1	Split 2	Split 3	Split 4	Lap Time	Lap	Split 1	Split 2	Split 3	Split 4	Lap Time
15	25.609	33.711	17.443		1:16.763	6	25.843	32.950	16.972		1:15.765
16	25.474	33.465	17.280		1:16.219	7	25.166	32.340	17.102		1:14.608
17	26.098	35.057	17.451		1:18.606	8	25.060	32.500	16.826		1:14.386
18	25.708	33.747	17.423		1:16.878	9	25.063	32.465	16.828		1:14.356
19	25.563	34.499	17.444		1:17.506	10	25.004	32.492	16.806		1:14.302
						11	27.442	41.531	2:06.784		3:15.757
74 Cam RUSSELL (VIC) (16th)						12	36.679	33.781	17.431		1:27.891
1	46.126	39.625	19.852		1:45.603	13	25.224	32.536	16.808		1:14.568
2	29.457	37.392	18.862		1:25.711	14	25.144	32.359	16.767		1:14.270
3	29.027	37.135	18.915		1:25.077	15	25.079	32.465	16.827		1:14.371
4	28.487	37.508	18.481		1:24.476						
5	28.139	37.148	18.709		1:23.996	98 Aaron LINHAM (WA) (18th)					
6	28.435	38.767	20.271		1:27.473	1	47.779	44.591	21.406		1:53.776
7	29.474	39.090	22.166		1:30.730	2	32.770	40.706	20.339		1:33.815
8	29.882	38.232	4:09.560		5:17.674	3	30.181	38.595	19.554		1:28.330
9	44.166	38.494	19.253		1:41.913	4	29.172	38.985	3:34.368		4:42.525
10	28.394	36.597	18.851		1:23.842	5	44.106	38.842	19.496		1:42.444
11	28.886	36.391	18.625		1:23.902	6	30.177	38.630	18.894		1:27.701
12	27.792	36.238	18.518		1:22.548	7	28.328	37.349	20.788		1:26.465
13	28.043	36.090	18.557		1:22.690	8	28.401	37.584	18.794		1:24.779
14	28.826	36.241	18.433		1:23.500	9	28.290	36.997	18.624		1:23.911
						10	28.470	37.876	19.169		1:25.515
82 Chris QUINN (NSW) (5th)						11	29.118	36.928	19.068		1:25.114
1	45.721	39.120	19.507		1:44.348	12	28.349	36.900	18.943		1:24.192
2	26.764	34.143	17.315		1:18.222	13	28.124	37.077	19.074		1:24.275
3	25.642	32.938	16.996		1:15.576						
4	25.874	33.978	2:24.139		3:23.991						
5	36.978	34.590	17.144		1:28.712						



Chief Time Keeper - Scott Laing




Clerk of Course - Tom Williams


 Computime Race Timing Systems Pty Ltd © 1996
 Licensed to Computime Race Timing Systems

www.computime.com.au
COMPUTIME RACE TIMING SYSTEMS PTY LTD

9 Timber Lane, Glen Waverley, Vic 3150. Ph : 0418 17 13 17

 E-mail : scott@computime.com.au


2014






Round 1 : Queensland Raceway : April 5 & 6

SUPERSPORT
Practice

Date: 05/04/14
 Event: P03
 Weather: Fine & sunny - 25.7C
 Track: Dry - Temp: 32.2C


Started at: 09:30:06
 Laps: 25 Min
 Starters: 18
 Printed at: 9:58

PROVISIONAL LAP TIMES

No	Name	Lap 1	Lap 2	Lap 3	Lap 4	Lap 5	Lap 6	Lap 7	Lap 8	Lap 9	Lap 10
1	Daniel FALZON (SA)	1:32.372	1:18.809	1:16.463	1:14.979	1:14.422	1:13.902	1:13.416	2:40.084	1:26.977	1:14.406
	10	1:13.711	1:13.705	1:13.090	1:16.799	1:13.437	1:13.228	1:18.439			
4	Joshua LEONARD (QLD)	1:33.509	1:23.607	1:21.356	3:09.405	1:32.330	2:33.967	1:32.973	1:19.537	1:19.712	5:02.957
	10	1:33.642	1:19.963								
5	Callum ALDERSON (VIC)	1:52.771	1:32.852	1:29.857	1:26.638	1:25.539	1:25.111	1:24.784	2:33.762	1:36.651	1:24.655
	10	1:29.202	1:24.364	1:23.265	1:22.949	1:23.879	1:22.231				
17	Sam LAMBERT (NT)	1:29.668	1:17.157	1:14.383	1:14.189	1:13.985	1:13.790	2:59.027	1:30.311	1:13.613	1:13.155
	10	1:13.416	1:12.763	2:36.703	1:24.323	1:14.234	1:12.807				
27	Craig BENTLEY (QLD)	1:35.105	1:20.499	1:20.572	1:18.621	1:19.565	1:19.574	1:20.015	1:20.746	1:19.325	1:19.104
	10	1:19.240	1:32.059								
29	Cameron WEBSTER (QLD)	1:26.899	1:25.572	1:24.983	1:25.044	1:24.938	1:23.575	1:26.934	1:23.689		
30	Kane BURNS (NSW)	1:42.988	1:22.368	1:20.328	2:32.641	1:32.788	1:19.451	1:19.340	1:19.929	1:20.738	1:19.990
	10	1:20.516	1:23.448	3:20.494	1:35.700						
41	Aiden WAGNER (QLD)	1:30.331	1:16.679	1:16.035	1:14.889	1:14.186	1:13.958	1:14.297	1:13.945	1:15.616	1:14.493
	10	1:14.057	1:18.335	1:14.360	1:14.976	2:39.659	1:24.750	1:13.893	1:13.892		
46	Steven RELPH (QLD)	1:41.424	1:22.718	1:21.493	1:19.764	1:20.481	1:20.822	2:10.798	1:32.954	1:19.883	1:22.682
	10	1:20.406	1:19.572	1:19.785							
50	Callum SPRIGGS (QLD)	1:33.966	1:16.536	1:15.896	1:14.638	1:14.102	1:14.298	1:14.584	1:14.053	2:42.891	1:34.299
	10	1:16.372	1:15.108	1:13.713	1:14.236	2:15.716	1:31.196	1:14.573			
58	Anthony QUINN (NSW)	1:42.758	1:21.193	1:18.096	1:17.703	3:13.406	1:40.621	1:18.670	1:17.521	1:18.249	1:17.444
60	James GREENSILL (QLD)	1:40.324	1:22.610	1:23.213	1:21.587	1:21.142	1:21.627	1:20.779	1:20.492		
66	Harrison COX (QLD)	1:42.284	1:22.888	1:19.353	1:19.078	1:18.456	1:18.117	4:25.680	1:36.479	1:18.980	1:17.150
	10	1:18.185	1:17.630	1:17.257	1:21.114	1:18.070					
67	Brenton HYDE (NSW)	1:35.887	1:21.007	1:20.137	1:18.230	2:19.155	1:34.329	1:17.481	1:16.732	1:16.691	2:45.062
	10	1:39.002	1:17.922	1:16.532	1:16.444	1:40.997					
68	Mitch LEVY (NSW)	1:43.781	1:22.010	1:20.580	1:17.871	1:18.042	1:17.669	1:16.924	1:16.730	1:17.272	1:17.267
	10	1:16.265	1:17.850	1:17.280	1:16.352	1:16.763	1:16.219	1:18.606	1:16.878	1:17.506	
74	Cam RUSSELL (VIC)	1:45.603	1:25.711	1:25.077	1:24.476	1:23.996	1:27.473	1:30.730	5:17.674	1:41.913	1:23.842
	10	1:23.902	1:22.548	1:22.690	1:23.500						
82	Chris QUINN (NSW)	1:44.348	1:18.222	1:15.576	3:23.991	1:28.712	1:15.765	1:14.608	1:14.386	1:14.356	1:14.302
	10	3:15.757	1:27.891	1:14.568	1:14.270	1:14.371					
98	Aaron LINHAM (WA)	1:53.776	1:33.815	1:28.330	4:42.525	1:42.444	1:27.701	1:26.465	1:24.779	1:23.911	1:25.515
	10	1:25.114	1:24.192	1:24.275							



Chief Time Keeper - Scott Laing



Clerk of Course - Tom Williams




Computime Race Timing Systems Pty Ltd © 1996

Licensed to Computime Race Timing Systems

www.computime.com.au
COMPUTIME RACE TIMING SYSTEMS PTY LTD

9 Timber Lane, Glen Waverley, Vic 3150. Ph : 0418 17 13 17

E-mail : scott@computime.com.au





Round 1 : Queensland Raceway : April 5 & 6



SUPERSPORT

Practice

Date: 05/04/14
 Event: P03
 Weather: Fine & sunny - 25.7C
 Track: Dry - Temp: 32.2C

Started at: 09:30:06
 Laps: 25 Min
 Starters: 18
 Printed at: 9:58

PROVISIONAL FASTEST LAPS SEQUENCE

Race Time	No	Name	Machine	Fastest Lap	On Lap
1:47.318	4	Joshua LEONARD (QLD)	Yamaha YZF-R6	1:33.509	1
1:55.211	1	Daniel FALZON (SA)	Yamaha YZF-R6	1:32.372	1
2:21.601	17	Sam LAMBERT (NT)	Triumph 675 R	1:29.668	1
3:10.925	4	Joshua LEONARD (QLD)	Yamaha YZF-R6	1:23.607	2
3:14.020	1	Daniel FALZON (SA)	Yamaha YZF-R6	1:18.809	2
3:38.758	17	Sam LAMBERT (NT)	Triumph 675 R	1:17.157	2
4:23.783	50	Callum SPRIGGS (QLD)	Yamaha YZF-R6	1:16.536	2
4:30.483	1	Daniel FALZON (SA)	Yamaha YZF-R6	1:16.463	3
4:53.141	17	Sam LAMBERT (NT)	Triumph 675 R	1:14.383	3
6:07.330	17	Sam LAMBERT (NT)	Triumph 675 R	1:14.189	4
7:21.315	17	Sam LAMBERT (NT)	Triumph 675 R	1:13.985	5
8:13.786	1	Daniel FALZON (SA)	Yamaha YZF-R6	1:13.902	6
8:35.105	17	Sam LAMBERT (NT)	Triumph 675 R	1:13.790	6
9:27.202	1	Daniel FALZON (SA)	Yamaha YZF-R6	1:13.416	7
15:31.211	17	Sam LAMBERT (NT)	Triumph 675 R	1:13.155	10
17:57.390	17	Sam LAMBERT (NT)	Triumph 675 R	1:12.763	12


Chief Time Keeper - Scott Laing

Clerk of Course - Tom Williams



Computime Race Timing Systems Pty Ltd © 1996
 Licensed to Computime Race Timing Systems
www.computime.com.au

COMPUTIME RACE TIMING SYSTEMS PTY LTD
 9 Timber Lane, Glen Waverley, Vic 3150. Ph : 0418 17 13 17
 E-mail : scott@computime.com.au





Round 1 : Queensland Raceway : April 5 & 6



SUPERSPORT

Practice

Date: 05/04/14
 Event: P03
 Weather: Fine & sunny - 25.7C
 Track: Dry - Temp: 32.2C

Started at: 09:30:06
 Laps: 25 Min
 Starters: 18
 Printed at: 9:58

PROVISIONAL BEST PARTIAL TIMES

Pos	Split 1		Split 2		Split 3		Split 4		LAP		Ideal	Fastest
	Name	Time	Name	Time	Name	Time	Name	Time	Name			
1	S. LAMBERT	24.243	S. LAMBERT	31.607	D. FALZON	16.632			S. LAMBERT	1:12.610	1:12.763	
2	D. FALZON	24.524	D. FALZON	31.850	C. SPRIGGS	16.679			D. FALZON	1:13.006	1:13.090	
3	C. SPRIGGS	24.720	A. WAGNER	32.068	S. LAMBERT	16.760			C. SPRIGGS	1:13.548	1:13.713	
4	A. WAGNER	24.726	C. SPRIGGS	32.149	C. QUINN	16.767			A. WAGNER	1:13.581	1:13.892	
5	C. QUINN	25.004	C. QUINN	32.340	A. WAGNER	16.787			C. QUINN	1:14.111	1:14.270	
6	M. LEVY	25.348	B. HYDE	33.103	B. HYDE	17.231			M. LEVY	1:15.953	1:16.219	
7	B. HYDE	25.680	M. LEVY	33.325	M. LEVY	17.280			B. HYDE	1:16.014	1:16.444	
8	A. QUINN	25.870	H. COX	33.375	A. QUINN	17.440			H. COX	1:16.969	1:17.150	
9	H. COX	25.972	A. QUINN	33.917	H. COX	17.622			A. QUINN	1:17.227	1:17.444	
10	J. GREENSILL	26.004	C. BENTLEY	34.392	K. BURNS	17.828			C. BENTLEY	1:18.409	1:18.621	
11	C. BENTLEY	26.119	K. BURNS	34.857	C. BENTLEY	17.898			J. LEONARD	1:19.044	1:19.537	
12	J. LEONARD	26.167	J. LEONARD	34.926	S. RELPH	17.902			K. BURNS	1:19.130	1:19.340	
13	S. RELPH	26.217	S. RELPH	35.100	J. LEONARD	17.951			S. RELPH	1:19.219	1:19.572	
14	K. BURNS	26.445	J. GREENSILL	35.458	J. GREENSILL	18.142			J. GREENSILL	1:19.604	1:20.492	
15	C. ALDERSON	27.740	C. ALDERSON	35.707	C. RUSSELL	18.433			C. ALDERSON	1:22.231	1:22.231	
16	C. RUSSELL	27.792	C. RUSSELL	36.090	A. LINHAM	18.624			C. RUSSELL	1:22.315	1:22.548	
17	A. LINHAM	28.124	A. LINHAM	36.900	C. ALDERSON	18.784			A. LINHAM	1:23.648	1:23.911	
18									C. WEBSTER		1:23.575	

Scott Laing
 Chief Time Keeper - Scott Laing

Tom Williams
 Clerk of Course - Tom Williams

